



CELEBRATING 20 YEARS OF INNOVATION













500 ESI Top Drive

**TESCO's 500 ESI
AC Electric Top Drive**
Superior performance and
reliability from 20 years
of industry innovation.

The latest generation TESCO top drive has been developed to meet the demanding requirements of today's highly complex drilling programs with an eye to an even more demanding future. The 500 ESI produces class leading torque output from a compact unit featuring an integrated swivel, a disc brake, and pipe handling robotics. What else would you expect from the world's largest specialty top drive company.

Benefits Include:

- Integrated Gear Box Swivel – Safer, easier, and faster to rig up and out.
- Portable – Quickly and easily, use the same top drive on multiple drilling rigs.
- Integrated Disc Brake System – Greater control for directional drilling.
- Industry Standard VFD Technology – “Integration Ready” on existing drilling rig electrical power systems.
- Service – TESCO is the world leader in top drive service with over 50 locations in 6 continents and 35 countries.

2010	500 Ton ESI	
2009	750 Ton ECIX	
2007	250 Ton HXI	
2006	350 Ton EXI	
2005	150/250 Ton EMI	
2004	100 Ton T-100	
2001	250 Ton EMI	
1999	500/650 Ton HCl	
1997	150/250 Ton HMI	
1996	500/650 Ton ECI	
1996	500 Ton HC	
1992	350/500 Ton HS	
1990	100 Ton HS	



ESI - Electric Super Integrated • ECIX - Electric Compact Integrated Xtreme • HXI - Hydraulic Xtreme Integrated • EXI - Electric Xtreme Integrated • EMI - Electric Mini Integrated • T - 100 Hydraulic • HCl - Hydraulic Compact Integrated • HMI - Hydraulic Mini Integrated • ECI - Electric Compact Integrated • HC - Hydraulic Compact • HS - Hydraulic Standard

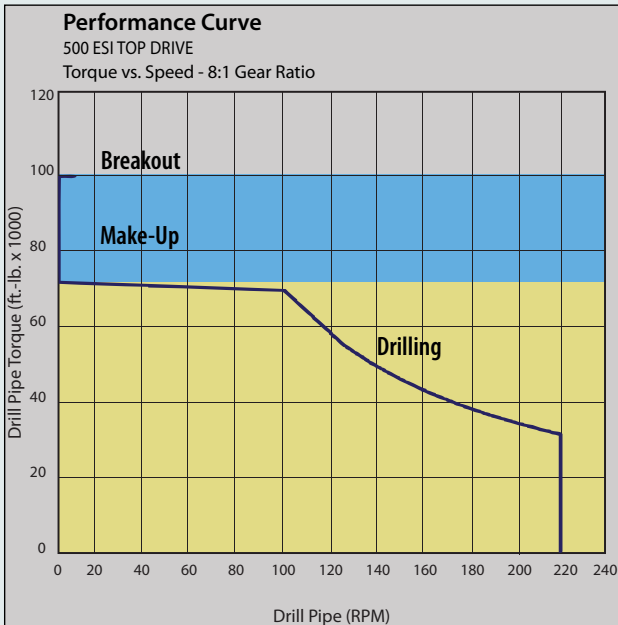
500 ESI Top Drive Specifications

Hoisting Capacity	500 ton / 454 tonne
Horsepower Rating	1,350 hp / 1,007 kW
Maximum Continuous Drilling Torque	72,000 ft-lb / 9,762 daN-m
Breakout Torque	100,000 ft-lb / 13,558 daN-m
Make-Up Torque	84,000 ft-lb / 11,388 daN-m
Maximum Operating Speed	220 rpm
Water Course Inner Diameter	3.0 in / 76.2 mm
Weight	35,000 lbs / 15,876 kg
Length	235.0 in / 5,892.8 mm
Width	53 in / 1,333.5 mm

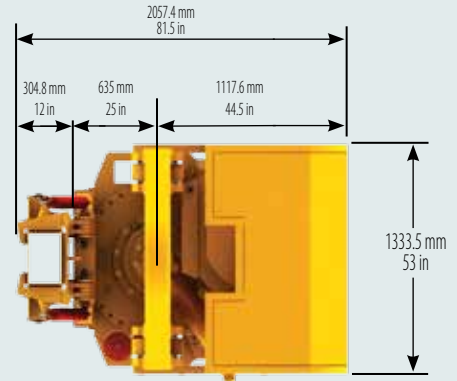
Rig Supply Voltage: 600 VAC +/- 2%

Rig Supply Frequency: 60 Hz +/- 5%

Rig Supply Amperage: 1600 Amps (minimum)



All specifications are subject to change without notice.



Asia Pacific
Jakarta, Indonesia
Email: APBU_sales@tescocorp.com

Latin America
Mexico City, Mexico
Email: LABU_sales@tescocorp.com

China
Chaoyang District, Beijing
Email: CHINA_sales@tescocorp.com

Middle East & Africa
Dubai, UAE
Email: MABU_sales@tescocorp.com

Europe/Russia
Moscow, Russia
Email: EURO_sales@tescocorp.com

United States / Canada
Houston, Texas / Calgary, Alberta
Email: NABU_sales@tescocorp.com

