



500/650 HCI 750 Top Drive



A versatile top drive for high performance applications

The HCI top drive system is the most versatile top drive in the TESCO product line.

Compact enough to fit into most double and triple masts for land based applications or offshore derricks, the HCI provides the performance and pipe handling features required for medium and deep drilling applications.

TESCO powers the HCI using industry proven prime movers and its own series of hydraulic pump drives and filtration equipment.

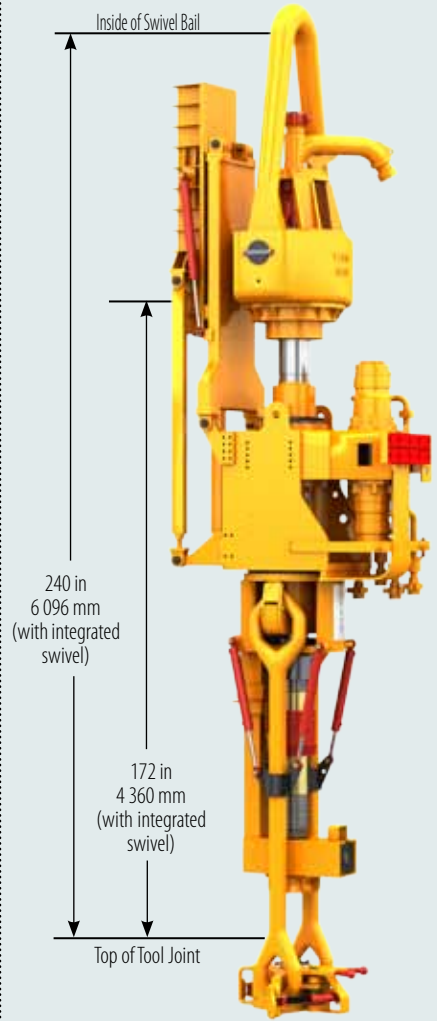
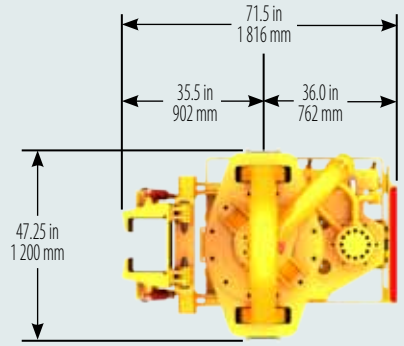
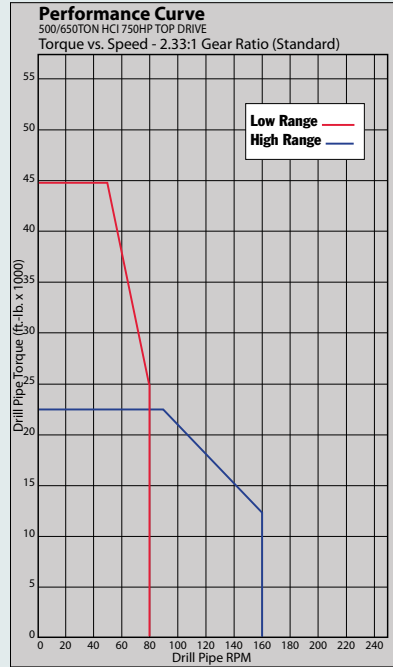
The HCI top drive is available with an optional integrated swivel or can use the customer's swivel. Casing load ratings of 500 or 650 tons are available.

Performance (torque and speed) can be customized using optional gear ratios and power unit selection.

Value Added Operational Benefits:

- The complete system including the top drive, torque system and power unit can be installed in less than one day. In most cases, no rig modifications are necessary.
- The HCI offers an expanded suite of pipe-handling functions including elevator link-tilt, and extend/retract feature for making mousehole connections (maximum extension 60 in.), 360° pipe-handler rotation, and grabber.
- The HCI grabber acts as a back-up tong for making or breaking connections and will accommodate tool joints from 3 in. to 8-3/4 inch outer diameter.

- TESCO's unique quill design allows rapid field removal for inspection or replacement without draining the gear case.
- The HCl is equipped with an independent power unit.
- A double ball mud saver/safety valve is incorporated into the system design.
- The speed/torque ranges are selectable from the drillers console.
- The HCl package includes a specially designed torque system. The track/torque bushing configuration is simple to install and requires very little maintenance.
- The entire HCl can be transported in three standard 20 ft. sea containers.



Specifications

500/650TON HCl 750HP (with optional integrated swivel)	Imperial	Metric
Rated Capacity	500/650ton	454/590tonne
Rated Input Power	750HP	336kW
Estimated Weight with swivel	8,000lbs	3 628kg
Operating Length (including 8ft. links & elevators)	173in	4 390mm
Width	33in	838mm
Max. Continuous Drill Torque	21,000ft.-lb	2 847daN-m
Make-up Torque	21,000ft.-lb	2 847daN-m
Breakout Torque	23,500ft.-lb	3 195daN-m
Max Speed	170RPM	170RPM
Quill ID	2.25in	57mm
Power System		
Weight - (approximate)	16,200lbs	7 370kg
Length - (with hose reel)	281in	7 200mm
Width	56in	1 400mm

All specifications are subject to change without notice.

Asia Pacific

Jakarta, Indonesia
Email: APBU_sales@tescocorp.com

China

Chaoyang District, Beijing
Email: CHINA_sales@tescocorp.com

Europe/Russia

Moscow, Russia
Email: EURO_sales@tescocorp.com

Latin America

Mexico City, Mexico
Email: LABU_sales@tescocorp.com

Middle East & Africa

Dubai, UAE
Email: MABU_sales@tescocorp.com

United States / Canada

Houston, Texas / Calgary, Alberta
Email: NABU_sales@tescocorp.com

